



DIYPROJECT

IT'S A WRAP! TINY GIFTS. **BIG THOUGHTS.**

{SPRING FLING}



DIRECTIONS

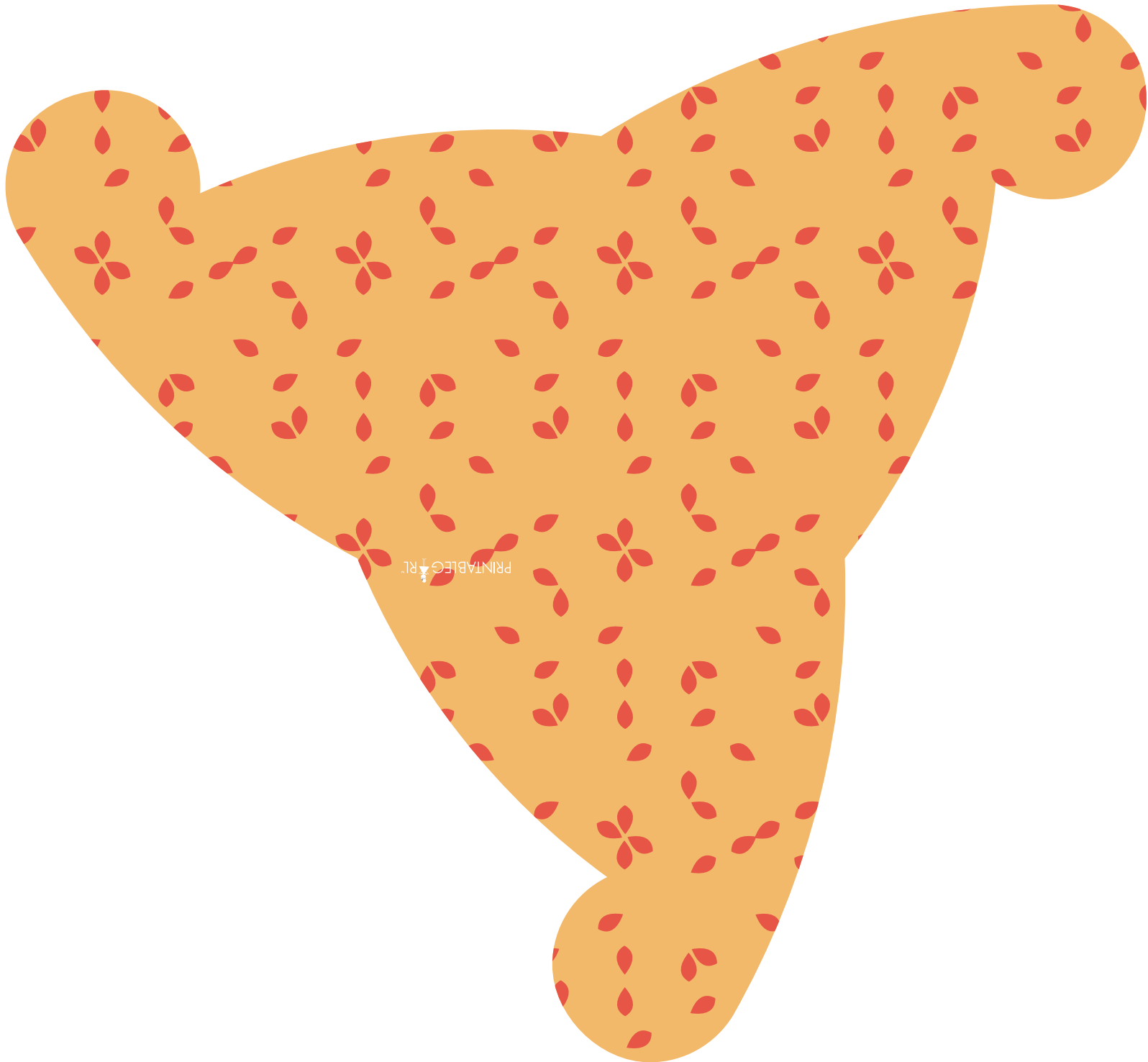
1. Print page 2 thru 4 of this PDF at 100% onto text stock (8.5×11) of your choice (optional printing : place printed sheets back into printer and print one of the patterns from page 5 thru 10)
2. Laminate, cut and score boxes
3. Print page 5 thru 10 of this PDF at 100% text stock (8.5×11) of your choice
4. Wrap your gift and away you go!

TA-DA! THERE YOU HAVE IT!


Your very own "Spring Fling" themed gift! Perfect for any occasion :)

PRINTABLEGIRL™


Copyright © Kellie A. Medivitz Brand Identity Design + Styling and PrintableGirl. For non-commercial, personal use only. Modification of this design does not void the copyright. Distribution physically or digitally (even without profit) is prohibited. Please link back to my DIY post if you want to share this goodie on your site or blog.



PRINTABLECART



PRINTABLEGIRL



PRINTABLECARTS.COM

